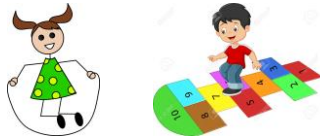

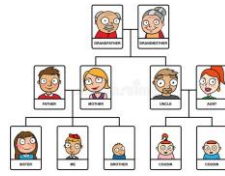







Home Learning Grid – Spring 2 19/02/18-29/03/18

Here is an outline of the home learning activities for Reception this half term. The home learning activities are related to our topic learning objectives. You may choose to complete one of the activities with your child each week. They can be completed in any order. Please sign the relevant square of the learning grid and hand in the book to Miss Kerr every Wednesday so she can mark it and return the home learning books by Friday. Challenges are optional extras.

<p style="text-align: center;">Physical development/PSHE</p> <p>Invent a game for others to play at playtime. Remember, it must be safe, and have clear rules to follow. What age range is it suitable for? What, if any, equipment does it need?</p> <div style="text-align: center;">  </div> <p>Challenges-Can you draw a picture showing your design and label it? Can you write a list of the equipment your friends would need to play the game?</p> <p>Parent signature:</p>	<p style="text-align: center;">Creative development</p> <p>Design and make a coat of arms on a shield or flag. Think about your name, hobbies, where you live etc.</p> <div style="text-align: center;">  </div> <p>Challenge: Draw out your design and label the emblems you used in your design. Can you research why knights needed a coat of arms?</p> <p>Parent signature:</p>	<p style="text-align: center;">People and Communities</p> <p>Family heritage was very important in medieval times and in fairy tales. Can you research and draw out your family tree?</p> <div style="text-align: center;">  </div> <p>Challenge- Can you find out two special facts about an older relative in your family and write it down?</p> <p>Parent signature:</p>
<p style="text-align: center;">Maths</p> <p>Can you play the dice addition game and record what happened on the dice addition record sheet? If you don't have dice you can use the website below which has interactive dice. http://www.curriculumbits.com/prodimages/details/maths/doubledice.html</p> <div style="text-align: center;">  </div> <p>Start by counting all the dots on each dice. As you get more confident try and count on from the larger number e.g. if you have 3 and 6, keep 6 in your head and count on 3 more-7,8,9. Explain what your number sentences mean after you have written them down.</p> <p>Challenge- Try writing your own number sentences on paper without using the template. Can you remember the order of the symbols? Can you explain what they mean?</p> <p>Parent signature:</p>	<p style="text-align: center;">Maths</p> <p>Ask your parents for a 1p, 2p, 5p, 10p, 20p, 50p and £1. Talk about how they look both similar and different to each other. How can you tell the value of the coin?</p> <div style="text-align: center;">  </div> <p>Practice counting out pennies to match the value of the larger coins.</p> <p>Challenge</p> <ul style="list-style-type: none"> - Can you match the 5p coins up to the value of the 10p coins you have? E.g. two 5 pence coins are the same as 10 pence. - Can you complete the money challenge sheet? <p>Parent signature:</p>	<p style="text-align: center;">Literacy/History</p> <p>Research what a court jester is. Can you think of any entertainment e.g. juggling, special tricks or jokes? You could record you performing these on Tapestry to show your friends in Buttercup class.</p> <div style="text-align: right;">  </div> <p>Challenge-</p> <ul style="list-style-type: none"> -Can you write down any of the good jokes you have found so Miss Kerr can include them in the Buttercup joke book? -Can you write down two facts about a court jester? <p>Parent signature:</p>



Home Learning Grid – Spring 2 19/02/18-29/03/18

Counting	Reading	Spelling
<p>Get your child to practise counting to 10, then 20, forwards and backwards from 0 then any number.</p> <p>Encourage your child to practice counting a random group of objects before matching the numeral card to the right number of objects.</p> <p>Challenge: Listen to your child reciting numbers in order to 100 in 1s then 2s, 5s and 10s. Once confident at this they can then practise counting back.</p>	<p>Please read for 5-10 minutes every day.</p> <p>Please record what they have read, how they coped and what they were able to discuss in their Reading log book. Remember they don't always have to use the ORT books. You could get them to practise automatically reading their keyword fobs, signs when you are out or recipes as you are preparing dinner.</p> <p>Please could the reading log book be brought into school every day so Miss Kerr and Mrs Baker can monitor their reading and support them with their book selection.</p>	<p>We will be continuing to practise spelling the sounds- ai, ee, igh, oa, oo, ar, or, ur, ow, oi, ear, air, ure and er in class as well as words containing these sounds. Encourage your child to practise these at home too.</p> <p>You can find word lists with these sounds on the Buttercup Class page of the school website.</p>