









Home Learning Grid – Summer 2

06/06/17-21/07/17



Here is an outline of the home learning activities for Reception this half term. The home learning activities are related to our topic learning objectives. You may choose to complete one of the activities with your child each week. They can be completed in any order. Please sign the relevant square of the learning grid and hand in the book to Miss Kerr every Wednesday so she can mark it and return the home learning books by Friday. Challenges are optional extras.

<p>Personal, Social and Emotional Development</p> <p>Think about what the word treasure means. Draw a picture of the special things that you would put in your treasure chest and label them. Remember it doesn't have to be money. It could be your favourite toy, a photograph, perfume etc.</p>  <p>Challenges- Write about why they are special to you. Compare to someone else's treasure chest in your family.</p> <p>Parent signature:</p>	<p>Creative development/Knowledge and Understanding of the world</p> <p>Can you create a 3d treasure island? Think about all the features you would find on an island.</p>  <p>Challenge- Imagine you got ship wrecked on your island. Write a message in a bottle explaining what happened and how you need help. Write about what you can see, hear and how you feel.</p> <p>Parent signature:</p>	<p>Knowledge and Understanding of the World</p> <p>Can you research facts about two sea creatures your pirate might see on his adventures at sea? Draw a picture of them and write your facts below to create an information fact file for your pirate.</p>  <p>Challenge- Compare these sea creatures with animals or insects he might find while searching for treasure on the desert island.</p> <p>Parent signature:</p>
<p>Maths</p> <p>Watch the pirate subtraction song at: https://www.youtube.com/watch?v=QkPa9V2wtZs</p> <p>Revise how subtraction is different to addition.</p> <p>Practise counting back from different numbers.</p> <p>Complete the pirate subtraction sheets.</p>  <p>Challenge</p> <p>-Can you work out the solutions to the word problems? Get the children to use objects as well as drawing out what is happening to help their calculations.</p> <p>-Make two of your own number problems.</p> <p>- Play the subtraction pirate game at http://www.fun4thebrain.com/subtraction/arrgrh.html (This needs to be used on a computer rather than tablet).</p> <p>Parent signature:</p>	<p>Maths</p> <p>Watch the number blocks odd and even video at https://www.bbc.co.uk/iplayer/cbeebies/episode/b08r2l4d/numberblocks-series-1-odds-and-evens</p> <p>Talk about how even numbers can be shared equally between two groups and odd numbers can't. Explore what numbers are odd and even by sharing fruit from your fruit bowl or other food items in the cupboard.</p>  <p>Challenge- Complete the food sharing word problems.</p> <p>Parent signature:</p>	<p>Knowledge and understanding of the world</p> <p>Choose one of the ships below (larger versions can be accessed on the Buttercups page of the school website) and draw the pirate crew that are sailing on it. Remember to label each pirate with their pirate names.</p>  <p>Challenge- Can you write a short narrative about where the pirates will go, what will they see and do? What is the problem? How is it sorted? Remember to plan out your work on the story planning sheet first before writing your narrative. Parents may scribe ideas down on planning sheet.</p> <p>Parent signature:</p>



Home Learning Grid – Summer 2
06/06/17-21/07/17

Parent signature:

--	--	--