

Out and About



Aim


- I can identify and group the uses of everyday materials.
- I can record my observations.

Success Criteria

- I can explain what 3 different materials can be used for.
- I can group similar uses of materials together.
- I can make observations.
- I can record what I see to help me answer a question

Out and About

Today we are going to go on a short walk and do our science learning outside!



What must we remember to do to keep ourselves safe?

Keep Your Eyes Peeled





You will be working to spot different uses of everyday materials. So keep your eyes peeled and look closely.

When you have spotted a material and what it is being used for record it on your sheet.



Spotting Uses of Everyday Materials Out and About

Keep a record of the uses of everyday materials by filling the table with your findings.

Material	Use
wood 	fence 


Spotting Uses




Off we go!



Grouping Uses



What different uses of materials did you find?
Is there any way we can group some similar uses together?



Unusual Uses



Did you spot any unusual uses of materials?
Why do you think that material was chosen for that purpose?



Aim



- I can identify and group the uses of everyday materials.
- I can record my observations.

Success Criteria

- I can explain what 3 different materials can be used for.
- I can group similar uses of materials together.
- I can make observations.
- I can record what I see to help me answer a question