

Sorting



Aim

- I can sort objects by their properties.


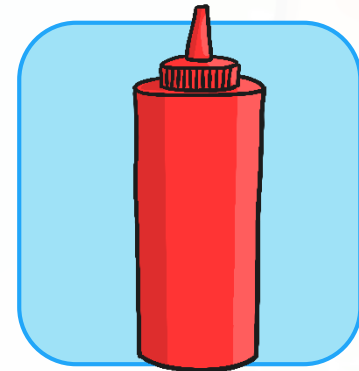
Success Criteria

- I can group together objects with the same properties.
- I can explain how I have sorted the objects.

Sorting



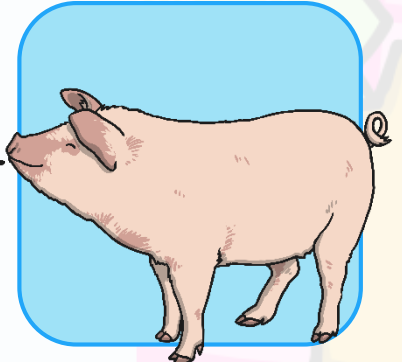




How could I sort these objects into **two** groups? Talk to your partner.



Sorting





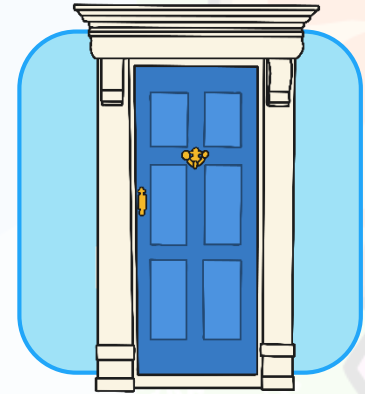


How could I sort these objects into **two** groups? Talk to your partner.



Sorting



How could I sort these objects into **two** groups? Talk to your partner.



Sorting Circles



Look at the different objects. Think about:

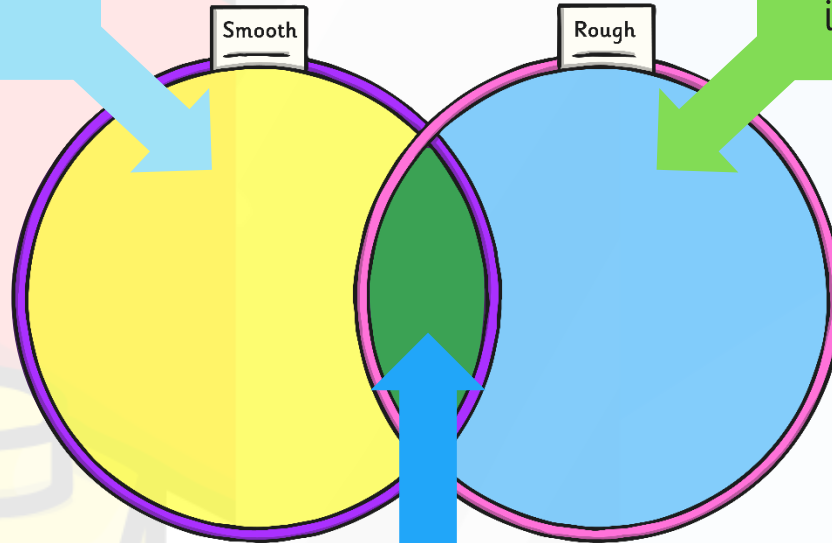
- what they look like;
- how they feel;
- words we could use to describe their properties.





Sorting Circles

Put smooth objects inside this circle.



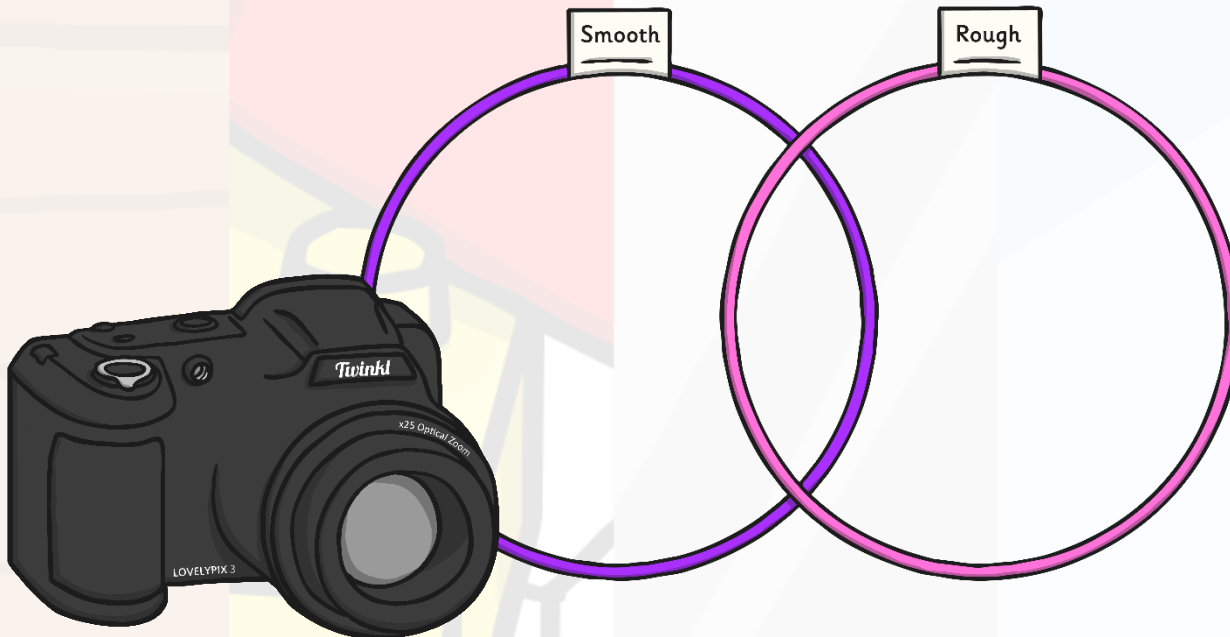
Put rough objects inside this circle.

Put objects which are both rough and smooth where the circles overlap.



Property Sort

Use the hoops to sort out your objects by their properties
Remember to take a photo to show how you sorted them.





Material Sort

Work together as a group to sort the cards into the different materials they are made from.

Remember that working as a group means:

- listening to each other;
- respecting what everyone says;
- letting everyone have a turn to speak;
- making decisions together.



