

bendy

watch

smooth

Properties



Aim

- I can describe the properties of everyday materials.

Success Criteria

- I can choose words which describe how materials look.
- I can choose words which describe how materials feel.

Keywords



Think of the word list we made in the first lesson.

Can you remember any of words we used to describe the materials?

What do they mean?



Keywords



Can you remember the keywords?



hard



soft




stretchy




stiff



shiny



dull



rough




smooth



bendy




not bendy



waterproof



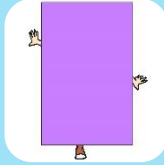
not
waterproof



absorbent



not
absorbent



opaque



transparent

Scavenger hunt

Using the vocabulary cards, **go** on a scavenger hunt around your house.

shiny



dull



rough



smooth



Find a material in your house/garden that has the property on the vocabulary card.

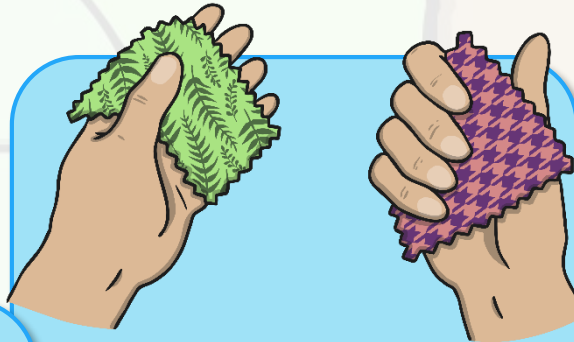
Describing Materials



Look at and feel the materials and objects. Think about these questions:



What do they look like?



How do they feel?



Which words would you use to describe them?

Description Activity



Description

Look at the pictures and read the sentences. Choose the right words from the word bank at the bottom of the page to make the sentences make sense. Then have a go at describing the properties of some materials yourself.



Rock is _____.



Plastic is _____.



Wood is _____.



These jars are made from glass.

Glass is _____.

smooth	rough
transparent	hard

Photos courtesy of (shelby_2000), woodlegendsworks, Cady and Riccobelli (@flickr.com) - granted under creative commons licence - attribution



Science | Year 1 | Everyday Materials | Description | Lesson 3

Description

Now have a go at describing these materials yourself.



Wood _____



Metal _____



Plastic _____

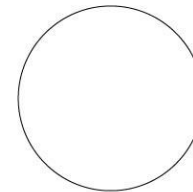
Photos courtesy of (flax_), mikeshigh and tennet in Virginia (@flickr.com) - granted under creative commons licence - attribution



Science | Year 1 | Everyday Materials | Description | Lesson 3

Properties Poster

Write a sentence which describes one of these materials: wood, plastic, glass, metal, water or rock. Write the sentence in the middle, and then add the properties and some examples of objects which are made of this material around the outside.



Science | Year 1 | Everyday Materials | Description | Lesson 3

