





- Here are a selection of optional home learning activities to be returned on Wednesdays this half-term. You can choose to do the activities in any order.
- Please complete tasks in your home learning book. If you make something, please photograph it and add it to your book or send the photo in a message on Starz.
- In addition, every week you will be given **compulsory** spellings, times tables and guided reading home learning.
= worksheet / additional information / website link provided.



<p><u>1. English</u></p> <p>Choose a book from the school library and read it. Record in your HL book:</p> <ul style="list-style-type: none"> • why you chose it, • (if it is fiction) who your favourite character is and why, • (if it is non-fiction) what your favourite fact is and why. 	<p><u>2. English</u></p> <p>Write a paragraph, suitable for Airwaves, to persuade parents to stop using single-use plastics (such as clingfilm) when making a packed lunch for their child.</p>	<p><u>3. Maths—Perimeter</u></p> <p>Animals at a zoo need different size enclosures depending on the animal's size.</p>  	<p><u>4. Maths—Multiplication challenges</u></p> <p>There are two challenges to choose from. .</p> <p>Trebling (slightly easier) <u>or</u> All the Digits (harder).</p> <p>https://nrich.maths.org/2004 https://nrich.maths.org/1129</p>
<p><u>5. Topic</u></p> <p>(This can only be done towards the end of half-term after completion of the lessons in school.)</p> <p>Cook the soup you researched and planned in Topic lessons this half-term.</p>	<p><u>6.Science</u></p> <p>Draw a labelled diagram to explain how wheels, gears or pulleys allow a smaller force to have a greater effect.</p> <p>Websites which may help are on Starz: https://duxford.eschools.co.uk/projects/view/58851/items/159553/</p>	<p><u>7. Topic</u></p> <p>Design a leaflet or poster to encourage people to buy seasonal produce from local farms.</p>	<p><u>8. Art</u></p> <p>Investigate some of Henri Matisse's <u>or</u> Vincent Van Gogh's work. What do you like about it?</p> <ol style="list-style-type: none"> 1. In your own way, try to recreate one of their famous pieces. 2. Then, carry out some research about your chosen artist and record information in your own words. 3. Make sure you include some important dates.
<p><i>If you would like to do any other home learning linking to anything we are doing at school then please do. I would love to see it!</i></p> <p style="text-align: right;"><i>Miss Hobbs</i></p>			