

Naming Materials



Aim

- I can identify and name different materials.

Success Criteria

- I can recognise different materials and identify them by a picture.
- I can match a material to its name.

Exploring Materials



Today you are going to explore some different materials, which is very exciting!

These are the **very important** things you need to remember to **stay safe**.

- Listen to all the instructions carefully.
- Be sensible.
- Be gentle with the materials.
- Look out for any sharp edges.



Naming Materials



wood



Photo courtesy of Kat...@flickr.com) - granted under creative commons licence – attribution

Naming Materials

plastic



Photo courtesy of woodleywonderworks@flickr.com - granted under creative commons licence — attribution

Naming Materials

glass



Photo courtesy of DaveBleasdale@flickr.com) - granted under creative commons licence – attribution

Naming Materials

metal



Photo courtesy of Bart Kuik@flickr.com) - granted under creative commons licence – attribution

Naming Materials

water



Photo courtesy of Infomastern@flickr.com - granted under creative commons licence — attribution


Naming Materials

rock



Photo courtesy of [stebulus@flickr.com](https://www.flickr.com/photos/stebulus/) - granted under creative commons licence – attribution

Matching Materials



★ ★

Labelling Materials

○ ○ ○

Match the label to the same material.

plastic







metal

glass

wood

rock

water

Photos courtesy of Infomation, DavidHassell, wooddepotworks, stebuta, Colyn and Bart Kuis (all@flickr) - granted under creative commons license - attribution

twinkl

planit


Science | Year 11 Everyday Materials | Labelling Materials | Lesson 1


★ ★ ★


Labelling Materials


○ ○ ○


Write the name of the material shown in the picture. Use the words at the bottom to help you.














glass

plastic

metal

wood

rock

water

twinkl planit Science | Year 11 Everyday Materials | Labelling Materials | Lesson 1

Keywords



Can you think of three words to describe your material?



